



Installation Instructions

Sure-Step (Part # JN49-S4x)
2007 Jeep Unlimited (4 Door)

NOTE: Carefully read entire instructions thoroughly before attempting to install this part. No drilling is required.

Parts Included	Qty
Driver Side Bar	1
Passenger Side Bar	1
Front Brackets (Dr/Pass)	2
Middle Brackets (Dr/Pass)	2
Rear Brackets (Dr/Pass)	2
M10 Nut Plates	4
M10x35mm Hex Head Bolts	4
M10 Lock Washers	4
M10x30mmx3mm Flat Washers	4

Parts Included	Qty
M6x25mm Button Head Bolts	12
M6x22mmx3mm Flat Washers	24
M6 Nylon Lock Nuts	12
M8x25mm Hex Head Bolts	12
M8x35mm Hex Head Bolts	2
M8x25mmx3mm Flat Washers	2
M8x15mmX3mm Flat Washers	12
M8 Lock Washers	14

STEP 1: Remove the factory steps or rocker guards if equipped with. Locate and set aside the front, center and rear brackets for the driver side.. (FR-L, CTR-L, RR-L) Identify the driver and passenger side bars. The long end of the bar goes towards the front of the vehicle.



(Fig A)


For Technical Support/Warranty Information please call 310-762-9944

Smittybilt, 1600 Walnut Parkway, Compton, CA 90220




Installation Instructions
Sure-Step (Part # JN49-S4x)
2007 Jeep Unlimited (4 Door)

Step 2: Identify mounting points for each bracket. (Fig B, C)



(Fig B)




(Fig C)

Step 3: Insert nut plates into the body for the front and center brackets. (Fig D, E)



(Fig D)



(Fig E)

For Technical Support/Warranty Information please call 310-762-9944



Installation Instructions

Sure-Step (Part # JN49-S4x)
2007 Jeep Unlimited (4 Door)

Step 4: Attach the front and center brackets using the supplied 10mm hardware. Use one bolt, one flat washer and one lock washer for each bracket. (Fig F) Do not tighten completely at this time.



(Fig F)



(Fig G)

Step 5: Line the rear bracket up with the hole in the body and attach using the supplied 8x35mm hardware. (Fig G)

Step 6: Attach the front of the brackets to the existing holes in the pinch-weld area on the body by using the supplied 6 mm hardware. (Fig H, I) Do not tighten completely at this time.



(Fig H)



(Fig I)

For Technical Support/Warranty Information please call 310-762-9944

Smittybilt, 1600 Walnut Parkway, Compton, CA 90220



Installation Instructions

Sure-Step (Part # JN49-S4x)
2007 Jeep Unlimited (4 Door)

Step 7: Position the bar on the brackets. Line up the threaded inserts in the bar with the holes in the brackets. Attach the bar to the brackets using the supplied 8 x 25mm hardware. (Fig J,K) Do not tighten completely at this time.



(Fig J)



(Fig K)

Step 8: Once all the bolts are in place in the bar you may go back and tighten all of the bracket hardware. Be sure to tighten both the top and side bolts. Once all of the bracket hardware is tight make sure the bar is level and then tighten the bolts holding the bar to the brackets. (Fig L)



(Fig L)

For Technical Support/Warranty Information please call 310-762-9944

Smittybilt, 1600 Walnut Parkway, Compton, CA 90220



Installation Instructions

Sure-Step (Part # JN49-S4x)
2007 Jeep Unlimited (4 Door)

Step 9: Installation is now complete. Follow steps 1 thru 8 for the other side of the vehicle.

Product cleaning and maintenance instructions

Stainless Steel Finish – Aluminum polish may be used to polish small scratches and scuffs on the finish. Mild soap, window or glass cleaner may be used to clean the finish. **Dual state powder coat finish** – Mild soap, window or glass cleaner may be used to clean the finish. In order to protect the finish, you may wax your product on a regular basis with pure carnauba automotive wax. Do not use any types of soap, polish or wax that contains abrasive that could damage the finish. **Textured coated finishes** should be cleaned with a mild soap on a damp sponge. Do not apply polish or wax that requires to be removed by means of buffing. This type of wax is commonly used at car wash facilities. **Chrome Finish** – Mild soap, window or glass cleaner may be used to clean the finish. In order to protect the finish you should wax your product on a regular basis with pure carnauba automotive wax. Do not use any types of soap, polish or wax that contains abrasive that could damage the finish.

Limited Warranties

Smittybilt's products are covered under the following limited warranties only. Note that the duration of the limited warranty differs according to the material and finish of the product purchased. Subject to the duration and conditions of the limited warranty stated below, Smittybilt warrants to the original retail purchaser that its products are free from defects in material and workmanship. All other warranties and representations express or implied, are hereby disclaimed, including fitness for merchantability and buyer's intended use or purpose. All parts are sold "AS IS" except for the limited warranties granted herein. Buyer assumes all risks as to the selection, suitability and performance of all goods and products selected. This limited warranty does not cover damage or impairment in any part due to misuse, improper installation, accident or contact with on-road or off-road hazards, product modification, improper or inadequate cleaning and/or maintenance. Smittybilt is not responsible for items damaged during shipping. This warranty is not transferable from the original buyer. For the original Buyer to be eligible for the limited warranty coverage, the Buyer must provide proof of purchase. Smittybilt strongly recommends returning the warranty registration card.

Customer's remedy hereunder shall be limited only to repair or replacement (at Smittybilt's option) of any defective part(s) returned to Smittybilt at customer's expense. The determination of whether or not a returned part is defective or subject to coverage under the limited warranties stated herein shall be made at Smittybilt's sole discretion.

Duration of Limited Warranty

1. Limited Lifetime Warranty on Stainless Steel Products -

Smittybilt stainless steel products carry the foregoing limited repair or replacement warranty **against workmanship and defects in the material** so long as the original purchaser retains the original stainless steel parts.

2. Limited Five (5) Year / 50,000 Mile Pro-Rata Warranty (whichever occurs first) on Dual-Stage Powder Coating Products -

Smittybilt dual-stage powder coated products carry the foregoing limited repair or replacement warranty for a period of (5) years or 50,000 miles (whichever occurs first) from date of purchase **against workmanship and defects in the material**, provided that any claim submitted after (2.5) years from date of purchase shall, if accepted, be satisfied by Smittybilt offering customer a credit on the purchase of a replacement product equal to fifty percent (50%) of customer's initial purchase price.

3. Limited Three (3) Year / 36,000 Mile Pro-Rata Warranty (whichever occurs first) on Chrome Products -

Smittybilt chrome products finished carry the foregoing limited repair or replacement warranty for a period of three (3) years or 36,000 miles **against workmanship and defects in the material** (whichever occurs first) from the date of purchase.

To assure product quality, Smittybilt reserves the right to change product design, material, specification and finishes without prior notice to customers. This limited warranty gives you specific legal rights and you may also have other rights, which may vary from state to state. Some states do not allow limitations on how long an implied warranty lasts, so the above limitations may not apply as to you. Also, some states do not allow the exclusion or limitation of incidental or consequential damages, so the above limitations or exclusions may not apply to you. Smittybilt reserves the right to discontinue product lines and substitute products, or provide other remedies than those listed in this limited warranty for those discontinued products.

For Technical Support/Warranty Information please call 310-762-9944

Smittybilt, 1600 Walnut Parkway, Compton, CA 90220



Installation Instructions
Sure-Step (Part # JN49-S4x)
2007 Jeep Unlimited (4 Door)

For Technical Support/Warranty Information please call 310-762-9944

Smittybilt, 1600 Walnut Parkway, Compton, CA 90220



Installation Instructions
Sure-Step (Part # JN49-S4x)
2007 Jeep Unlimited (4 Door)

For Technical Support/Warranty Information please call 310-762-9944

Smittybilt, 1600 Walnut Parkway, Compton, CA 90220